


## B2503

BodyBilt's B2503 provides a sturdy solution for the Bariatric individual. Built with many of the features for which ErgoGenesis is known, its sturdy reinforced construction is designed to accommodate individuals up to 600 lbs.

**Standard Features:**

- Sturdy seating solution for individuals weighing up to 600 lbs
- Slightly contoured seat is 22" deep and 27" in width
- Sturdy and stable 27" five wheel base
- Standard heavy duty short pneumatic cylinder
- Reinforced steel brace bars in the front and back of the seat pan
- Additional steel plate under the seat pan provides added strength and durability
- Arm brackets are welded to the steel seat plate
- Multi-density foam in seat
- BodyBilt's "Ish Dish" decreases seated pressure to provide added comfort
- Single control lever for height adjustment
- 4-arm Fore/Aft articulation locked in place
- Hooded Carpet Casters

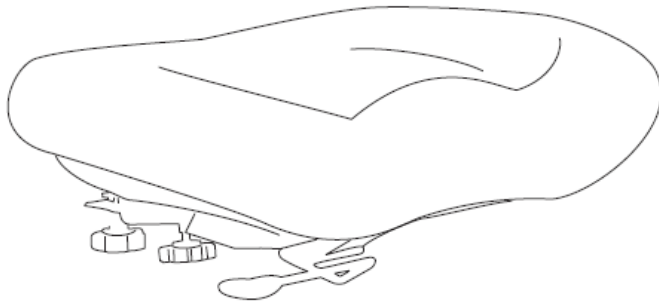
**Optional Features:**

- Inflatable Air Lumbar®
- S'port® Foam
- S'port® Ridge
- S'port® Lumbar
- 14 Optional Specialty Arms
- Fully Upholstered Backrest



**Bariatric Chair Specifications**

**BARIATRIC SEAT MECHANISM SPECIFICATIONS**



**SEAT #3**

Depth 22"

Width 27"


Standard Height\* (low) 16"

Standard Height\* (high) 21.5"

Heavy Short Cylinder\* (low) 13.75"

Heavy Short Cylinder\* (high) 16.5"

**BARIATRIC BACKREST SPECIFICATIONS**



**2500 SERIES HIGH-BACK**

Length 22"

Width 21.5"

Preset Backrest Angle 90°

Lumbar Range 4"

Lumbar Height (high) 10.5"

Lumbar Height (low) 6.5"

Lumbar Width 14"