



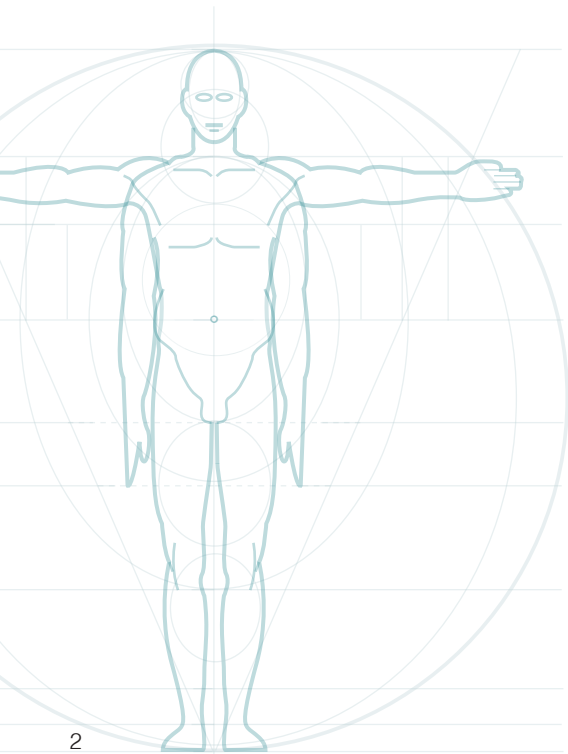
your user guide

AdaptLift®



contents

PAGE 3	welcome
PAGE 4 - 5	firstly
PAGE 6	daily use
PAGE 7	safety
PAGE 8 - 9	maintenance
PAGE 10 - 12	controls
PAGE 13	warranty
PAGE 14 - 15	electrics



welcome

Thank you for choosing the AdaptLift®.

You're probably keen to get set up, but before you get settled and start falling in love with your new chair, please spend five minutes reading this guide to help you get the most out of your new AdaptLift.

This guide covers everything you need to know about piloting the AdaptLift safely and easily. Plus general maintenance, installation and set up, operation and looking after it, so it will give you years of faithful service.

It also covers all the technical elements, so please read this guide and keep it for easy reference in the drawer with all your other electric appliance manuals, takeaway menus and balls of string.

If you need more information, visit us at:
www.ergochair.co.uk



Out of the box

The AdaptLift is supplied to you with bespoke packaging that offers protection during transit, whilst having the minimum negative impact on the environment.

If any items are missing, do not attempt to use the AdaptLift but contact Ergochair Ltd immediately.

Damage

In the unlikely event of your AdaptLift being damaged in transit, do not attempt to use the chair or repair it yourself, contact Ergochair Ltd.

Failure to adhere to these conditions may invalidate the warranty.

Please check that your delivery consists of:

The AdaptLift chair

The AdaptLift charger

The AdaptLift handset

Additional adaptations or accessories you have specified

daily use

The AdaptLift is designed for daily use in an office, home or study environment, for up to eight hours a day, in ambient operating and storage temperatures of not less than or exceeding: -40° to 70°

Maximum user weight is 150kg, however, any movement whilst seated in the AdaptLift will affect the stability of the chair. Any extension of the chair will amplify those movements and could affect the chair's centre of gravity.

If you have movement issues and need help with locating your chair on delivery, inform your sales contact.

Never stand on the AdaptLift.

Never attempt to transport the AdaptLift when someone is sitting in it.

When seated, utilise the movement lock whenever possible.

safety

CE As you'd expect the AdaptLift carries the CE mark and of course it complies with all current EU regulations.

The AdaptLift is a sophisticated piece of equipment and we know you'll treat it with love and care.

There are some things that we know are probably obvious, but we'll say them anyway;

- The AdaptLift is for indoor use only.
- The AdaptLift is electrical so keep it away from water and other liquids.
- The AdaptLift isn't a toy. Children should not be permitted to 'play' on the AdaptLift.

Any unauthorised tampering with the AdaptLift deemed outside normal maintenance could invalidate the warranty.

maintenance

Servicing

The AdaptLift is designed and constructed to the highest standards and will give unrivalled service for years.

To continue to provide this standard, the AdaptLift should ideally be serviced by an authorised technician once a year.

Ask for more details at the outlet where you purchased the chair.

Some removable parts can work loose over a period of time and with sustained use, so should be regularly checked and tightened if needed.



Easy maintenance and TLC

Upholstery

Wipe with soft moist cloth (well wrung out) and warm soapy water, taking care to keep water from any electrical components.

The Base

Clean gently with mild soap and luke warm water using a soft cloth.

The Castors

Check the wheels regularly for accumulated debris such as fluff and dust.



controls

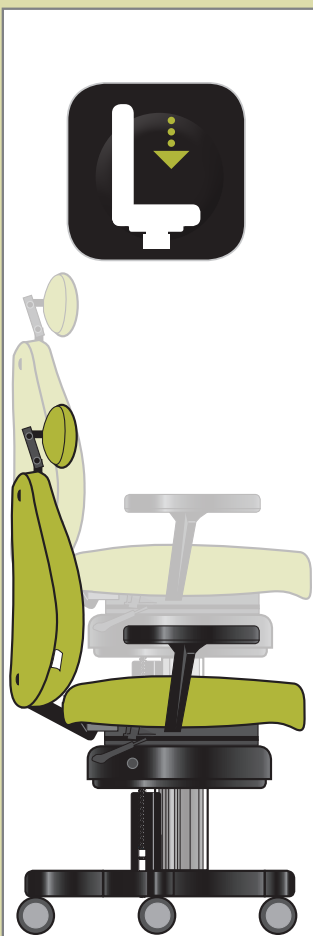
Your touchbutton handset has been designed to be as simple as possible to use, whilst providing complete control of your AdaptLift's sophisticated features and benefits.

Press and hold the soft-touch button and release when the desired level / angle is reached. Two operations can be executed at the same time, by pressing both buttons at the same time, provided it is a logical movement, such as - **up and forward tilt**, or **lower and recline**. (Conflicting directions such as up and down cannot be performed at the same time.)




Electric Lift

Raises the backrest and seat in infinite increments up to a maximum seat height of 900mm




Electric Lift

Lowers the backrest and seat in infinite increments to a lowest seat height of XXXmm




Electric Backward Tilt

Reclines the backrest and seat in infinite increments to an angle down to -4°




Electric Forward Tilt

Inclines the backrest and seat forward in infinite increments to an angle of up to a maximum of 20°



Movement Lock

Locks the AdaptLift in position, preventing unwanted movement

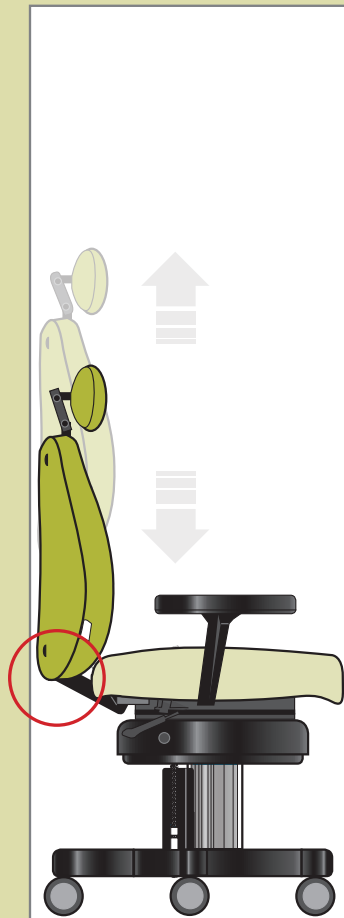


Movement Unlock

Unlocks the AdaptLift movement lock allowing free movement

controls

In addition to the handset there are some controls on the chair itself



Backrest height

Pull the backrest up on the ratchet to desired height. Lift to full height and then release to return to lowest height



Backrest recline

Manual lever adjusts the angle of the backrest. Press down to recline and pull up to bring the backrest forward

warranty

Warranty

Ergochair's warranty with regard to the Sale of Goods act: Only original, approved Ergochair parts and accessories are to be used on the AdaptLift.

All maintenance work must be provided by an authorised service technician. Failure to adhere to these conditions may invalidate the warranty.

Ergochair accepts no liability for injury to the user or for damage to the AdaptLift as a result of:

- Incorrect use
- Ordinary wear and tear
- Any work carried out by an unauthorised person
- The use of non-original parts or accessories
- Transport (excluding the original delivery by an approved carrier)
- Misuse

Ergochair reserve the right to make changes to the AdaptLift chair and the guide as detailed in our Terms of Business.

The AdaptLift is made by Ergochair Limited.

T: 01454 329210

E: sales@ergochair.co.uk

AdaptLift® is a registered trademark of Ergochair Ltd

the electrics



Your AdaptLift is already charged and ready to use, right out of the box. It is powered by two state of the art 12V batteries. The condition of these batteries is automatically monitored to ensure that the power supply is always correct.

The batteries can be charged in situ by connecting the charger cable into the Battery Box via the jack plug. Ensure the power is turned on at the wall.

The charger can be unplugged when the AdaptLift is in use. Do not attempt to use the chair whilst it is charging. Store the power cable safely.

Safety features have been incorporated into the design to ensure safe and easy operation.

Even when the batteries are discharged the following operations will still be possible.

- Lowering of the chair
 - Operation of the Movement Lock
- All other electrical operations are not possible with discharged batteries.

The electric motor will stop if any of the following occur:

- The button is released
- There is a fault with the motor driver
- The accumulated running time of that operation exceeds 1 minute
- The batteries are discharged (excluding the movements noted above)

If the limit of any directional movement is reached, movement will cease but the motor will continue running.

Movement Lock

The Movement Lock will stop when:

- The button is released
- Pressure is sufficient in the air cell
- The Movement Lock is fully engaged
- Inflation time exceeds 30 seconds



Concern	Audible caution
Movement Lock low pressure	1 burst of 5 slow beeps ●●●●●
Movement Lock fully engaged	1 burst of 5 rapid beeps ●●●●●
Batteries are discharged	10 bursts of 2 beeps ●●●●●●●●●●
Motor Driver fault	4 bursts of 4 beeps ●●●●●●●●
Motor overload	4 bursts of 2 beeps ●●●●●●
Motor hot	4 bursts of 3 beeps ●●●●●●●●

AdaptLift®

For more information, just visit us at:
www.ergochair.co.uk

The AdaptLift is made by Ergochair Limited.
T: 01454 329210 E: sales@ergochair.co.uk



Many of the AdaptLift parts are recyclable.
Ask at your local recycling centre.